

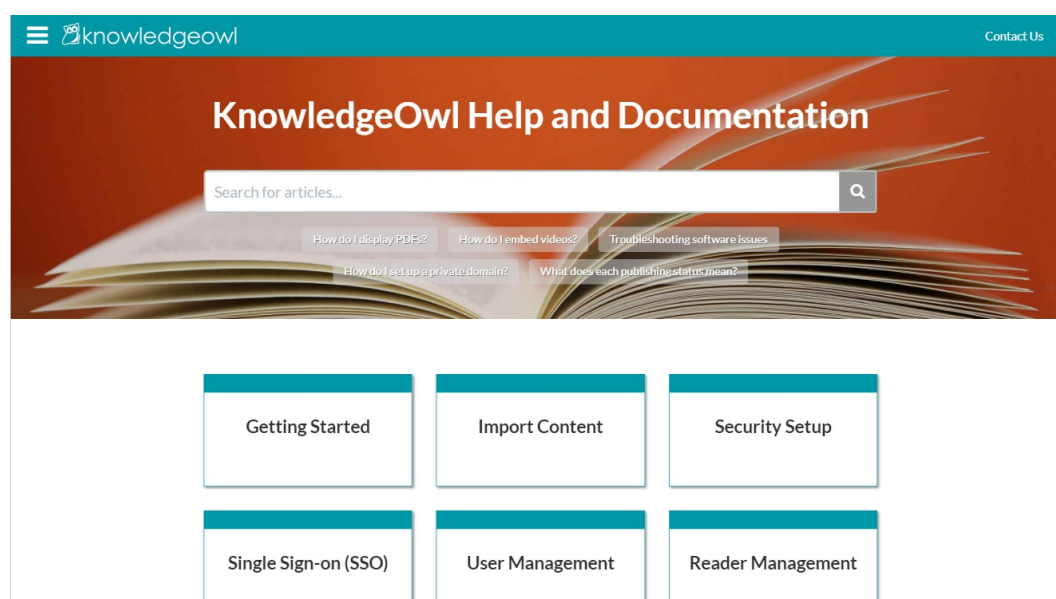
Themes

Last Modified on 09/20/2019 12:42 pm MDT

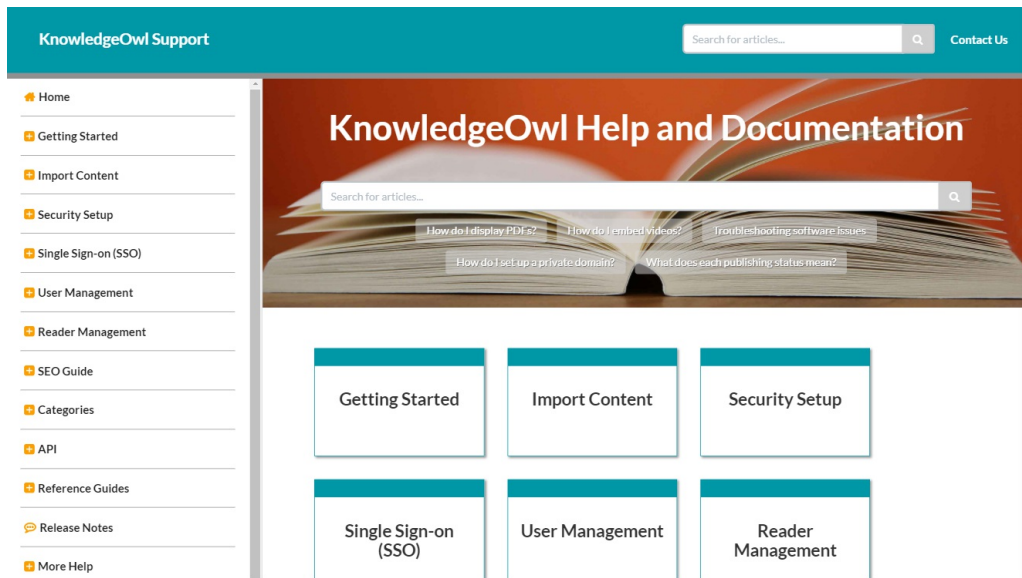
You can choose from the four basic themes we offer when using our theme builder on the **Settings > Style** page. Each theme has a different layout and style associated with it:

- **Minimalist** is our most recent theme, inspired by the awesome custom themes many of our customers have used for their own knowledge bases. Featuring a pared down design with a slide out table of contents, this theme puts the focus on what matters: the content.

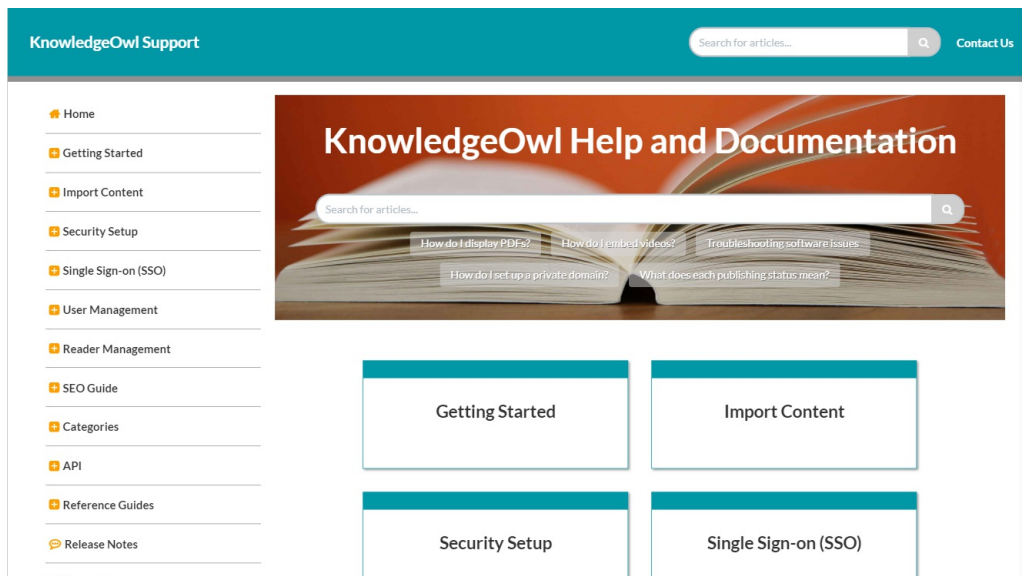
This is the theme currently applied to our support knowledge base, [check it out !](#)



- **Classic** has the standard navigation bar across the top with a table of contents that scrolls independent from the contents of the page. It takes up the full screen.



- **Modern** has the standard navigation bar across the top but the content is centered on a visible background. The table of contents scrolls with the page and not independent of the article content.



- **Clayton** is a theme created by and name for one of our lovely customers. Rather than having a standard navigation bar across the top, the navigation is all in the left hand column with the table of contents, allowing the content of your knowledge base to span the full height of your screen.

The screenshot shows the KnowledgeOwl Help and Documentation website. On the left is a teal sidebar with the title "KnowledgeOwl Support" and a search bar. Below the search bar is a list of navigation items: Home, Getting Started, Import Content, Security Setup, Single Sign-on (SSO), User Management, Reader Management, SEO Guide, Categories, API, Reference Guides, and Release Notes. The main content area has a dark red header with the title "KnowledgeOwl Help and Documentation" and another search bar. Below the header is a row of five article teasers with titles: "How do I display PDFs?", "How do I embed videos?", "Troubleshooting software issues", "How do I set up a private domain?", and "What does each publishing status mean?". The main content area features a grid of six teal-bordered boxes with white backgrounds, each containing a navigation link: "Getting Started", "Import Content", "Security Setup", "Single Sign-on (SSO)", "User Management", and "Reader Management".