



Billing

Last Modified on 03/06/2024 11:49 am EST

Get answers to your top billing questions here.

How do I pay for my account?

There are two ways to pay for your KnowledgeOwl subscription:

- Monthly or annual credit card subscriptions (automatic billing)
- Annual invoices which can be paid by credit card, bank transfer, wire transfer, check, or PayPal (manual billing)

To activate your trial subscription by credit card:

1. Click on your **profile icon/name** in the upper right.
2. Select **Account**.
3. Click **Buy Monthly**, or choose **Annually** and click **Buy Yearly** for a 10% discount. If you are a non-profit, you can check the box for a 25% annual discount.
4. Complete the payment form to activate your trial account.

After payment, you will receive a receipt via email. Each time your subscription renews, a receipt will be sent to the billing email address on file. If you choose to pay annually, you will receive a reminder email a month prior to the renewal date.

To activate your trial subscription by invoice:

- [Contact us](#) to request payment by invoice. Please specify which plan as well as how many knowledge bases and authors you want to start. We are happy to accommodate your billing process so let us know what you need (purchase orders, vendor forms, etc).
- We will activate your account while we await payment.

When your subscription is up for renewal, we will send a new invoice to your billing email approximately a month prior to the renewal date.

Switching payment options

[Contact us](#) to switch from a credit card subscription to invoicing or vice versa. If you wish to switch to invoices, we will cancel your automatic credit card subscription and send you an invoice due on your next renewal date. If

you wish to switch to automatic billing, we will switch your account back to a trial so you can upgrade to a credit card subscription or we can set up the subscription over the phone.

What types of discounts are available?

The following discounts are available for annual subscriptions:

- 25% off annual subscriptions for non-profit organizations
- 10% off annual subscription for all other organizations

These discounts can both be accessed in your **Account** (accessible by clicking your **profile icon/name** in the upper right and selecting **Account**).

The 10% annual discount is automatically applied when paying via credit card in the application. To get the 25% non-profit annual discount, check the box confirming you are a non-profit prior to paying. If you forgot to check the box, [contact us](#) so we can fix your subscription and apply a credit to your account.

When paying by invoice, we will automatically apply the 10% discount. Please let us know if you qualify for the 25% non-profit discount when requesting an invoice.

How do I update my credit card?

You can update your credit card in the application or over the telephone. Please do not send new credit card details by email.

To update your credit card in the application:

1. Click on your **profile icon/name** in the upper right.
2. Select **Account** from the dropdown to access your Account details.
3. Click the **Update Credit Card** button.
4. Input your new credit card information and save.

Your credit card will only be charged if you have an outstanding invoice due from a previous failed payment. The new credit card will be used for payments moving forward on your renewal date.

You must be an account admin to access the **Account** menu from your **profile icon/name** in the upper right to update the credit. If you are not, we can help you update your credit card over the phone.

To update your credit card over the phone:

- Give us a call at (303) 566-7131.
- [contact us](#) to request a callback.
- [Schedule a time](#) to resolve the payment on a call.

How do I add or remove knowledge bases?

How do I add or remove author seats?

Where can I access my past receipts and invoices?

Invoices and receipts are sent by email to the billing email address on file. We do not currently have a place to access them online.

To request copies of past receipts or invoices, please [contact us](#). We can resend receipt emails as well as attach copies.

How can I change the billing email address for my account?

Receipts are automatically emailed to the current billing email address, and past receipts are available upon request.



You must be an account admin to change the billing email. If you aren't an account admin but do want to update the billing email, [contact us](#) and we can update the billing email for you.

To update your billing email, you can:

1. Click on your **profile icon/name** in the upper right.
2. Select **Account** from the dropdown to view your account details.
3. In the **Account Info** section, update the billing email.
4. Be sure to click the **Update Account Info** button at the bottom to save the change.

All future billing emails will be sent to that address!

Switch from monthly to annual billing

How do I make the change?




You will only be able to switch from monthly to annual billing if you have Full Admin privileges on your account. If you don't see the **Account** option in your **profile icon/name** dropdown, you are not an Admin. Contact an Admin author on your account to switch from monthly to annual billing.

You can switch from monthly to annual billing at any time. To do so, once you're logged into

app.knowledgeowl.com:

1. Click on your **profile icon/name** in the upper right.
2. Select **Account** from the dropdown to view your account details.
3. The credit card displayed here is what we'll charge for the annual subscription, so be sure you have the correct credit card info added before you follow these steps.
4. On the right hand side, toggle from “Monthly” to “Annually - 10% discount”.

Account

 You can add authors or knowledge bases at anytime!

Plan Cost

PER MONTH

\$199

Base Plan*: \$79

1 Extra Kbs: \$40

4 Extra Authors: \$80

Total: \$199/month

=

Knowledge Bases

2

+

-

\$40 per additional knowledge base

+

Authors

5

+

-

\$20 per additional author


Monthly

Annually - 10% Discount

*The base price of your subscription is \$79/month. It includes 1 knowledge base and 1 author.

Click the Annually option on the righthand side

5. Once you select Annually, the Plan Cost information will update to show your yearly cost (with the discount), and an **Upgrade** button will appear below the Plan Cost.
6. If you are a non-profit organization, you can check the box to receive a 25% annual discount. 😊
7. Click the **Upgrade** button to finalize the change.

 You can add authors or knowledge bases at anytime!

Plan Cost

PER YEAR

\$2149

=

Knowledge Bases

2

+

-

+

Authors

5

+

-

Monthly

Annually - 10% Discount

Base Plan*: \$948

1 Extra Kbs: \$480

4 Extra Authors: \$960

10% Annual Discount: -\$239

Total: \$2149/year

Upgrade

☐ We are a non-profit organization and qualify for the 25% non-profit discount.

*The base price of your subscription is \$79/month. It includes 1 knowledge base and 1 author.

8. A confirmation pop-up will appear which will show your yearly total. The actual amount charged may be less than this total if you are part-way through your billing month (please see "If I switch to annual, how soon will I be billed?" below).

If I switch to annual, how soon will I get billed?

Right away! If you choose to switch from monthly to annual billing, you will be charged immediately for a full year of service with a 10% discount. However, if you are part-way through a month of service that you've already paid for, our system will generate a prorated refund for the unused time on the monthly charge, and offset that against the annual charge.

Will I be billed for a full year from today's date?

You will be billed for a full year from the date you make the switch, and that date will become your new annual renewal date. You will be charged for an additional year of service each year on that date.

Is the 10% discount one-time or recurring?

Once you've made the switch, it's all yours! You will continue to receive a 10% discount for as long as you stay on an annual plan. If you move away from annual billing, you will no longer be eligible to receive the 10% discount.

Can I switch back to monthly at a future date?

Absolutely! Please email us at billing@knowledgeowl.com if you would like to switch back to a monthly subscription. If you choose to switch back from annual to monthly billing, our system will generate a prorated refund for the unused time on the annual charge. That can be held in credit on your account, or refunded back to your payment method, whichever you prefer.

However, keep in mind that if you switch back to monthly billing you will no longer be eligible to receive the 10% discount.

If I switch to annual, am I locked in for a full year?

No matter whether you subscribe to monthly or annual billing, you are free to cancel your account at any time.

See [Cancel my account](#) for full cancellation steps.

What are my payment options?

If you switch from monthly to annual billing, your annual charge will be made to the same card you have registered on your account for your monthly payments. We also offer invoiced billing - see below for details.

Can I pay by invoice?

Yes! We offer payment by invoice on all annual accounts. Please email us at billing@knowledgeowl.com to request the switch.

Can I pause or suspend my subscription?

We understand projects get put on hold. If you need to pause or suspend your account without cancelling, please [contact us](#) to let us know what you need. We are happy to help in any way we can!

Cancel my account

While we'd hate to have you go, you can cancel your subscription at any time.

Prior to cancellation, you can export your content in various formats:

- [Full PDF download](#)
- [Custom PDFs](#)
- [HTML zip file](#)
- [API](#)



As soon as you cancel, all access to all of your KBs will end and any API keys for the account will stop working, so please be sure you've taken any exports you need and/or disabled any integrations or jobs you have that use those API keys before cancelling!

To cancel your subscription



You must be a Full Admin in order to cancel your subscription.

If you are paying for your subscription via invoice, [contact us](#) about cancelling.

If you're paying for your subscription via in-app credit card:

1. Click on your profile icon/name in the upper right.
2. Select **Account** from the dropdown to view your account details.
3. Click on the **Cancel Account** button in the **Current Subscription Info** section.

Account

You can add authors or knowledge bases at anytime!

Plan Cost

PER MONTH

\$199

Base Plan*: \$79

1 Extra Kbs: \$40

4 Extra Authors: \$80

Total: \$199/month

Knowledge Bases

2

\$40 per additional knowledge base

Authors

5

\$20 per additional author

Monthly

Annually - 10% Discount

*The base price of your subscription is \$79/month. It includes 1 knowledge base and 1 author.

Current Subscription Info

Your [] ending in [], will expire on [].

The next payment of **\$199.00** is due on [].

We have loved having you as a customer since **October 6, 2017!**

[Update Credit Card](#) [Cancel Account](#)

Account Info

We really only need your billing email, but if you share your address with us, you could get a love note. Or a present. We love presents!

Billing Email []

4. This will open a **Cancel Account** pop-up. Select the Reason for cancelling. We appreciate your feedback in providing a reason, since this helps us know where we can improve!

⚠ **Cancelling your account will result in the following actions:**

- You will be logged out immediately
- Your knowledge bases will no longer be available
- Your authors will not be able to log in to KnowledgeOwl
- Your account and all data is flagged for permanent deletion
- You will not be charged again

We'd love to know why you're cancelling! Your feedback will help us improve.

Reason for cancelling:

- ☐ Found another solution
- ☐ We don't use it
- ☐ Price
- ☐ Missing important feature
- ☐ Too complex / confusing to use
- ☐ Other

[Back](#)Cancel My Account

Sample cancellation confirmation

5. Once you've selected your reason for cancelling, click the **Cancel My Account** button.

6. Once cancelled, you will be logged out and your account will no longer be accessible.

Upon cancellation, your account will be scheduled for permanent deletion in 60 days. You will be able to reactivate your subscription during that 60 day period without losing anything. After 60 days, you will need to create a new account.

Resolve payment

When we have not received your payment on time, we have two additional statuses we might trigger for your account:

1. Overdue
2. In Arrears

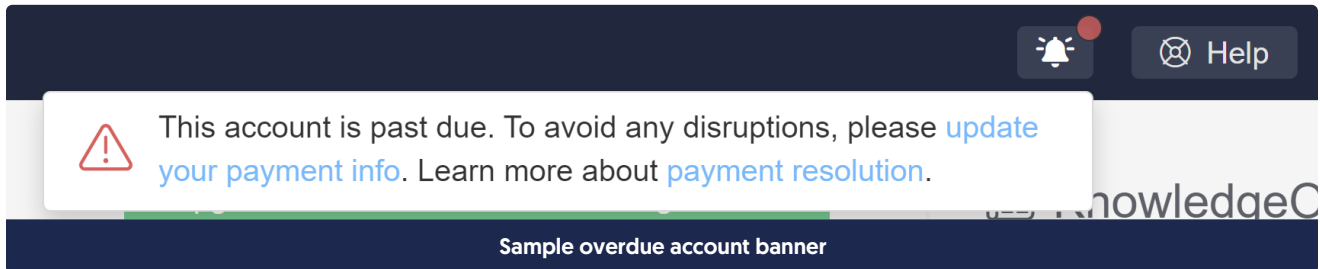
Overdue

When an account is marked as **Overdue**, any author who logs into the KnowledgeOwl app will see a red

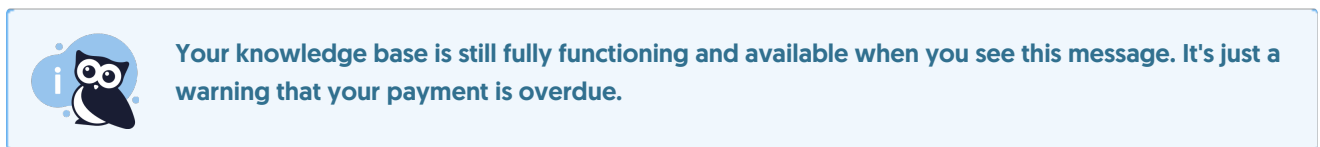
notification dot over the notification bell in the top navigation:



Clicking on that bell will display the full alert about the account being overdue:



If you see this notification, it means that we have not received payment, or when we have tried to process your payment via credit card, it has failed.



How you resolve this depends on whether you are paying via credit card in your Account or whether you are paying via invoice.

To resolve an overdue credit card payment:

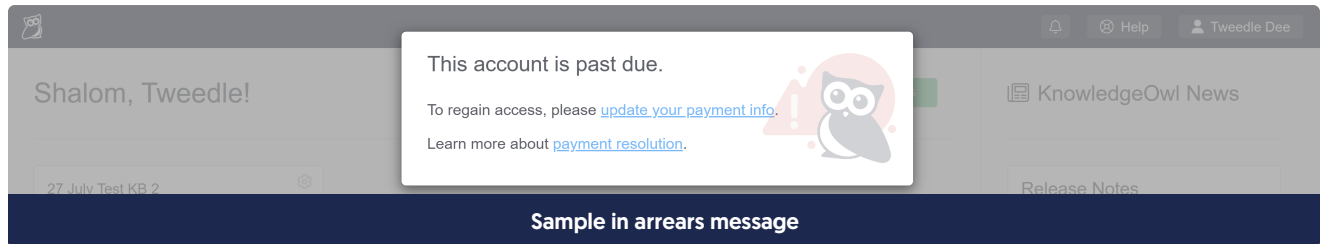
1. Click the link in the banner (or click on your **profile icon/name** in the upper right and select **Account** from the dropdown).
2. Review the credit card information and billing information we have on file and update as necessary. Specifically, please confirm:
 - a. The credit card has not expired (update to a new credit card if it has)
 - b. The card number, expiration date, and CVV are correct
 - c. The billing zip code is correct
 - d. If all of these are correct, please [contact us](#) so that our billing team can help sort out why the payments are failing.
3. Once you update your credit card, we'll remove the overdue notice once we've confirmed the payment has processed.

To resolve an overdue invoice payment, please [contact us](#) with any questions so that our billing team can help.

In arrears

The "in arrears" status is used when an account is considerably past due. This is our big warning to you before we disable your account and knowledge base completely.

When an account is marked as In arrears, we will prevent all authors from taking any action within app.knowledgeowl.com by displaying a blocking message. You'll only be able to access the Account page; all other pages will be disabled with this pop-up:



Your knowledge base will still be live and accessible to your readers, but your authors are prevented from making any changes to it until we receive payment.

To resolve issues with your payment and regain author access to app.knowledgeowl.com, please [contact us](#) for all payment arrangements.