

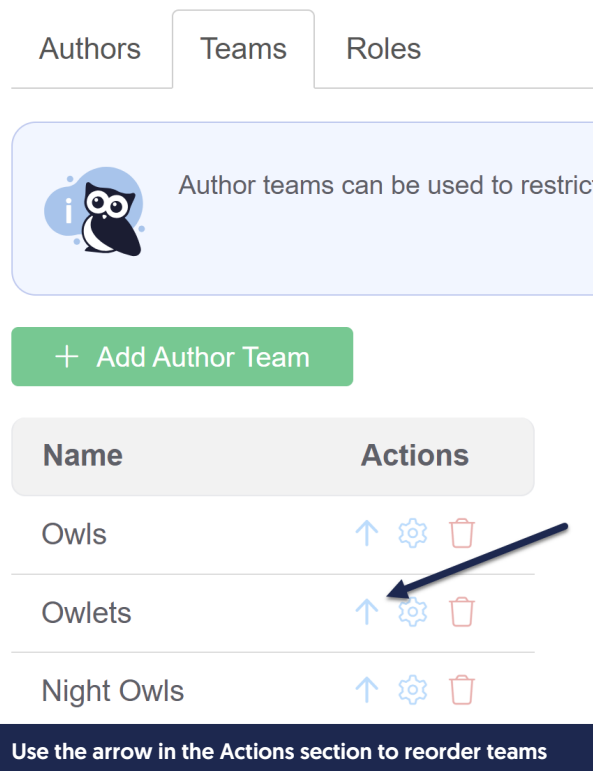
# Author team order consistently displayed

Last Modified on 01/11/2024 11:34 am EST


In doing some internal testing, we discovered that the display order set for [author teams](#) was not being respected everywhere that author teams are displayed. We've fixed this issue, so author teams are now displayed properly.

To set an author team order:










1. Go to [Your Account > Authors](#).
2. Click on the [Teams](#) tab.
3. Use the up arrows next to your team names to reorder the teams.



Authors Teams Roles

 Author teams can be used to restrict

+ Add Author Team

Name	Actions
Owls	  
Owlets	  
Night Owls	  

Use the arrow in the Actions section to reorder teams

Once you're done making changes, you'll see those changes reflected on:

- In article editor, the [Restrict to Teams](#) section
- In category editor, the [Restrict Editing to Teams](#) section
- In the edit screen for an individual author, in the [Author Teams](#) section

- In [Manage Articles](#) create/edit filter, the Teams section
-