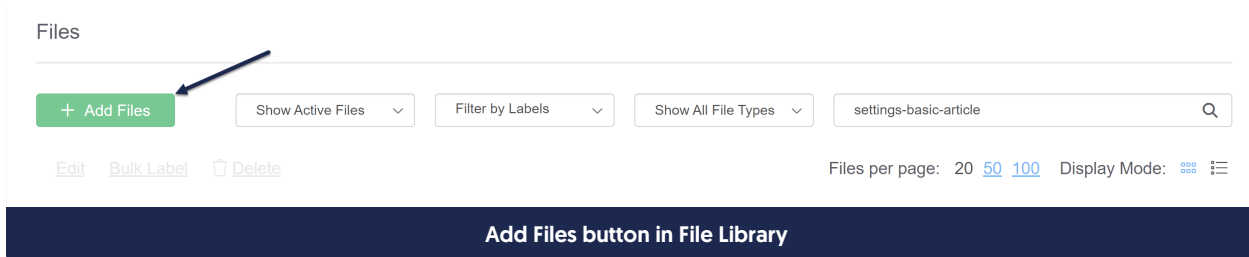


# Add videos in bulk

Last Modified on 04/03/2024 12:46 pm EDT

To add multiple images, videos, or files at once:

1. Go to **Library > Files**.
2. Click the **Add Files** button in the upper left.

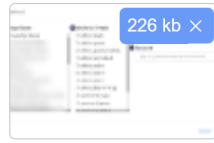


3. This will open a pop-up where you can either drag files from your desktop/File Explorer into the pop-up, or click the button to **Browse Files**, navigate to the files you want to add, and open to add them.

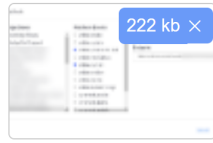


4. Once you've added the files you'd like to upload, click the **Upload Files** button in the lower right.

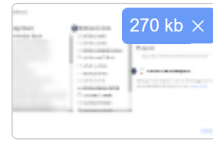
Upload Files



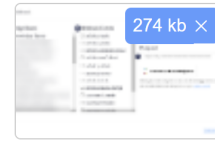
webhooks-create...



webhook-sample...



webhooks-create...



webhooks-create...

0% 992 kb

Browse to Files

[Cancel](#)

Upload Files...

Click the Upload Files button to complete the upload