



Customize Top Navigation text guide

Last Modified on 06/22/2026 4:15 pm EDT

Use [Customize > Default text](#) to change KnowledgeOwl's default wording to better match your organization. Refer to [Customize default text overview](#) for more information on using this feature overall; refer to [Add and remove customized text strings](#) for instructions on editing text strings.

On this page, we walk through all of the **Top Navigation Default Text Strings** available with accompanying screenshots to show how they're used.

Default text string references

Here's a list of all the Default Text strings available in the **Top Navigation Knowledge Base Section**:

Default Text String	Description	Additional notes/description	Screenshot References
Knowledge Base Logo	Knowledge base logo alt text	This sets the alt text used where your knowledge base logo is used; it won't impact the visual display of the logo at all. It will only be displayed to readers if the logo image is broken, and can be read by screen-readers.	Top Navigation text-only screenshot, #4
Contact Us	Text for link to Contact Form	This adjusts the text used for the link to the Contact Form. Only applies if you have the Contact Form enabled and the contact template merge code used.	Top Navigation visible screenshots, #1
Login	Text for reader login option	This adjusts the text for the "login" option if your Security and access > Security settings has default access set to public but also has reader logins enabled .	Top Navigation visible screenshots, #3
Logout	Text for reader logout option	If reader logins are enabled, this adjusts the text for the "logout" link.	Top Navigation visible screenshots, #2

Default Text String	Description	Additional notes/description	Screenshot References
Toggle navigation	Text for search icon on mobile devices, screen-reader only	On mobile devices where the screen is quite small, the search bar in top navigation is collapsed under an icon. This text label is used for screen-readers only. If you have a knowledge base created before June 2023, you'll also need to update Customize > Style to recognize these text changes. Refer to Update Style Settings with Customize Text merge code for more details.	Top Navigation text-only screenshot, #5
Table of Contents	Text for table of contents button, screen-reader only	This text label is used as the text for the Table of Contents button. It is generally only displayed to screen-readers. If you have a knowledge base created before June 2023, you'll also need to update Customize > Style to recognize these text changes. Refer to Update Style Settings with Customize Text merge code for more details.	Top Navigation text-only screenshot, #6

Top Navigation visible screenshots

These Top Navigation elements are hyperlinks visible to all readers if the feature is enabled:




Contact Us


Logout




Welcome to your sample KB!




Welcome to KnowledgeOwl!



Get help




Evaluation resources




Trial FAQs




Welcome to your sample KB!




Welcome to KnowledgeOwl!



Get help



Evaluation resources



Trial FAQs

Top Navigation text-only screenshot

These Top Navigation text options are generally only used by screen-readers or if there are problems displaying logos or icons. Unless one of these situations happens, you can really only see them by looking at the underlying HTML:

```
<!DOCTYPE html>
<html lang="en">
  <head>...</head>
  <body class="hg-site hg-minimalist-theme hg-home-page hg-2column-layout" cz-shortcut-listen="true">
    ... <nav class="hg-header navbar navbar-default navbar-fixed-top" role="navigation"> == $0
      ::before
      <div class="ko-nav-wrapper">
        <div class="navbar-header">
          ::before
          <button type="button" class="ko-slideout-left-toggle">...</button>
          <a class="navbar-brand" href="/help" title="your sample KB">
            
          </a>
          <div class="hg-project-name">Test for content seeding</div>
          <div class="nav-left-searchbar hidden-xs">...</div>
          <button type="button" class="navbar-toggle toc-toggle pull-left clear-left" data-toggle="collapse" data-target=".documentation-categories">
            <span class="sr-only">Table of Contents</span>
            <span class="browse">Table of Contents</span>
            <span class="icon-bar"></span>
            <span class="icon-bar"></span>
            <span class="icon-bar"></span>
          </button>
          <button type="button" class="navbar-toggle" data-toggle="collapse" data-target=".navbar-collapse">
            <span class="sr-only">Toggle navigation</span>
            <span class="icon-bar"></span>
            <span class="icon-bar"></span>
            <span class="icon-bar"></span>
          </button>
        </div>
      ::after
```



Related changes

#5 and #6 (the screen reader only text) may require some updates to **Customize > Style**. Refer to [Update Style Settings with Customize Text merge code](#) for more details.