

# Purge deleted readers

Last Modified on 02/07/2024 2:49 pm EST

When an admin author deletes a reader, the reader account still exists and can be viewed using the **Deleted** filter.

To permanently delete readers, use the **Purge Deleted Readers** option.

Purging deleted readers will completely and totally delete all record of all readers in the Deleted filter from KnowledgeOwl's systems. This can be useful for GDPR compliance or just keeping your Readers list tidy.



Purged reader accounts **CANNOT** be recovered.

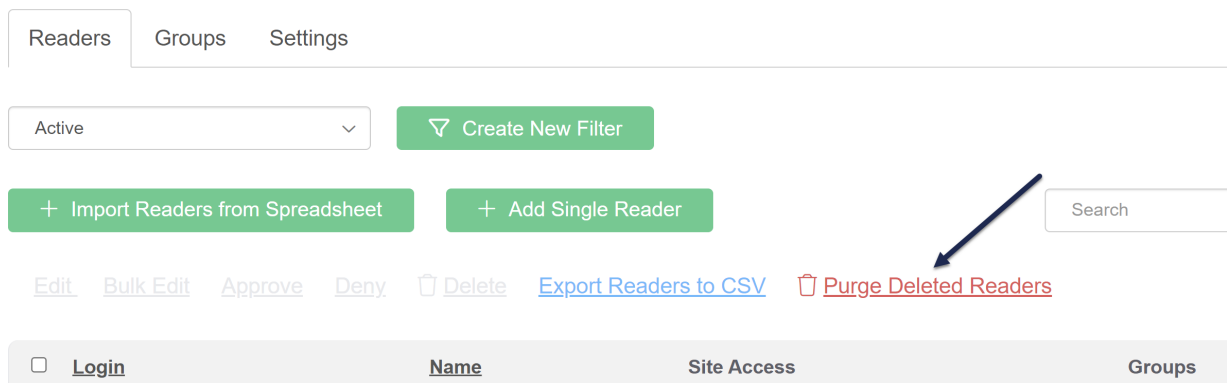
Deleted readers can only be purged by authors with:

- Full Admin rights
- Admin access to readers AND Admin ability to purge readers rights

See [Author permissions](#) for more information on these Admin Rights.

To purge deleted readers:

1. Click on your **profile icon/name** in the upper right.
2. Select **Readers** from the dropdown to access the Readers area of your account.
3. If you have appropriate permissions and there are Deleted readers available to be purged, the **Purge Deleted Readers** option will appear in the link options near the top of the page. Click that link to begin the process:



Readers Groups Settings

Active

[Edit](#) [Bulk Edit](#) [Approve](#) [Deny](#) [Delete](#) [Export Readers to CSV](#) [Purge Deleted Readers](#)


<input type="checkbox"/>	Login	Name	Site Access	Groups
--------------------------	-------	------	-------------	--------

4. This will open a confirmation pop-up warning you that this action cannot be undone. To proceed with the reader purge, type **PURGE READERS** into the box.

5. Once you type the correct phrase, the **Purge** button becomes activated. Select that button to begin the purge.

Purge All Deleted Readers ×

---



This action will permanently delete all currently deleted readers from your account. *This action **cannot** be undone.*

**To confirm this operation, type PURGE READERS**

PURGE READERS

[Close](#)Purge

Sample purge deleted readers pop-up. Type the appropriate text and select Purge to begin the purge.

6. While the purge is running, a progress bar displays across the Readers page. This will display to any authors with appropriate access who view this page while the purge is running.

Readers Groups Settings

... purging 17 readers ...

Active ▼Create New Filter

Search 🔍

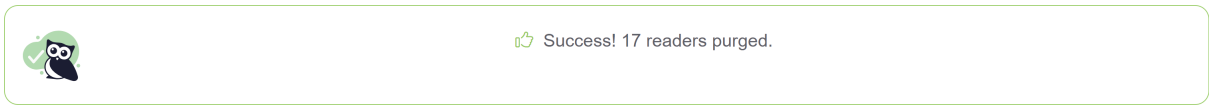
+ Import Readers from Spreadsheet+ Add Single Reader

[Edit](#)[Bulk Edit](#)[Approve](#)[Deny](#)[Delete](#)[Export Readers to CSV](#)[Purge Deleted Readers](#)

Readers per page: 20 [50](#) [100](#)

Sample purging progress bar

7. Once the purge is complete, that progress bar is replaced with a success message:



Active

[Edit](#) [Bulk Edit](#) [Approve](#) [Deny](#) [Delete](#) [Export Readers to CSV](#) Readers per page: 20 [50](#) [100](#)

**Sample purge complete success message**

**At this point, your Deleted filter should be empty and the Purge Deleted Readers option will disappear until you have more Deleted readers available for purging.**